

RECTIFIER
FULL-WAVE, HIGH VACUUM

Western Electric

DESCRIPTION

The 274B is a filamentary, octal based, full-wave rectifier designed to supply direct current from an alternating current source.

CHARACTERISTICS

Filament Voltage	5.0 volts
Maximum Plate Voltage (RMS) per Plate	660 volts
Maximum D-C Output Current	225 milliamperes

GENERAL CHARACTERISTICS**ELECTRICAL DATA**

Filament Voltage	5.0 volts
Filament Current	2.0 amperes

MECHANICAL DATA

Cathode	Coated filament
Bulb	ST16
Base	Medium 5-pin, octal
Mounting Position	Preferably vertical; if horizontal, pins #1 and #4 should be in vertical plane

Dimensions and pin connections shown in outline drawing on Page 4

MAXIMUM RATINGS, Design-Center Values

Peak Inverse Voltage	1500 volts
Peak Plate Current per Plate	675 milliamperes
Peak Transient Plate Current per Plate	2.5 amperes

With Choke-Input Filter:

A-C Plate Voltage per Plate (RMS)	660 volts
D-C Output Current	225 milliamperes
Minimum Input-Choke Inductance	3 henrys

With Condenser-Input Filter:

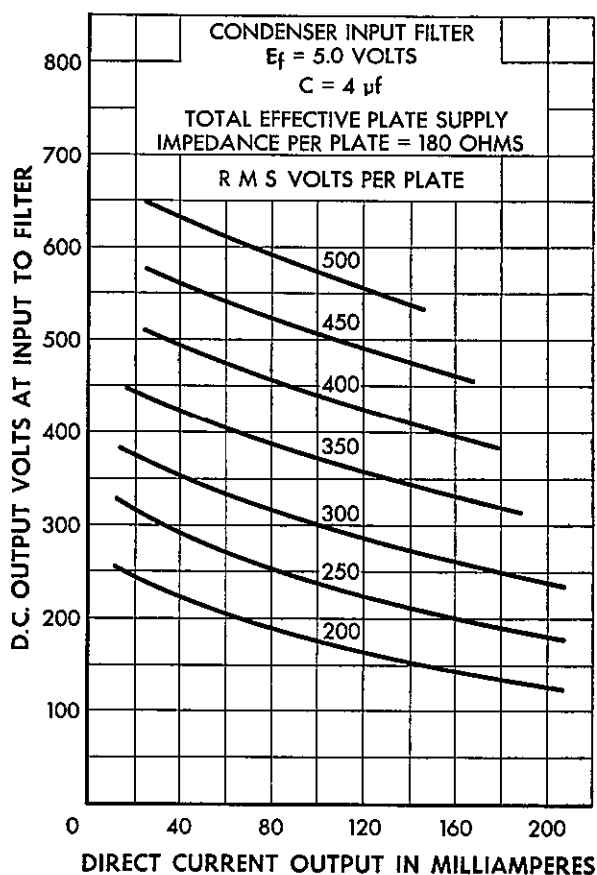
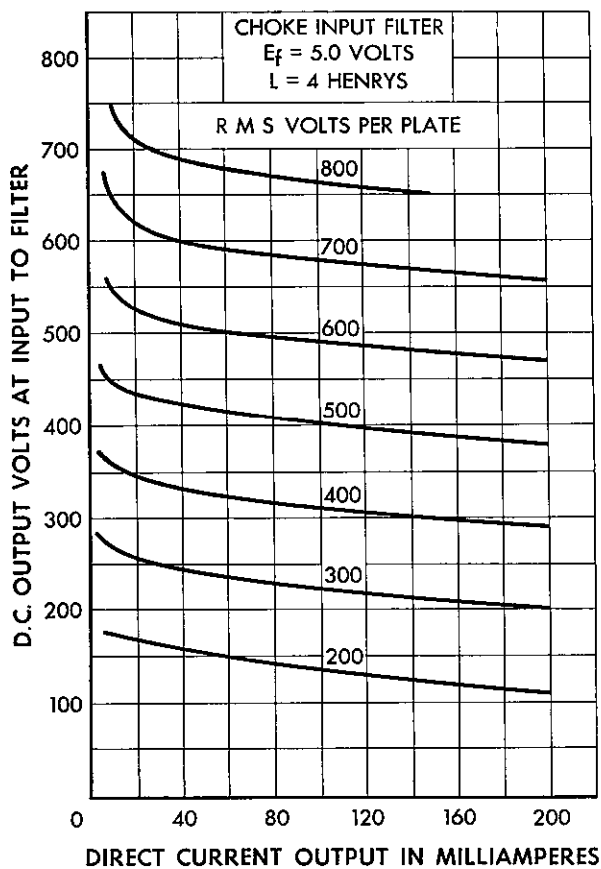
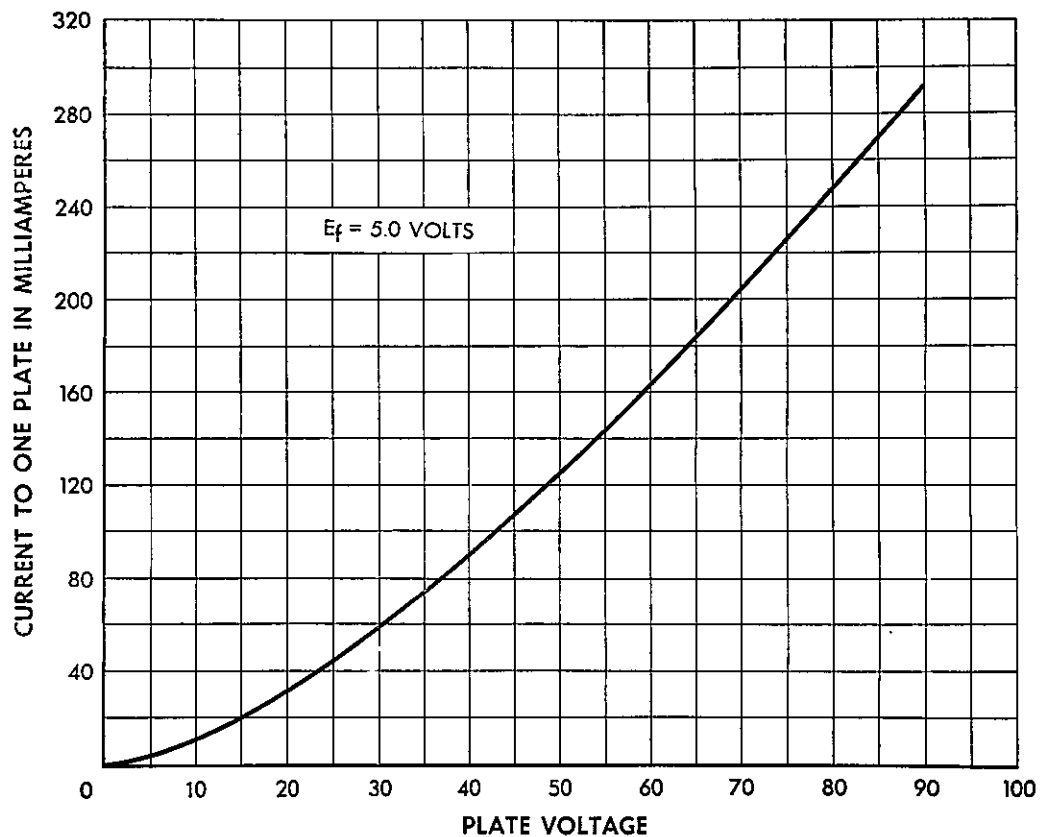
A-C Plate Voltage per Plate (RMS)	450 volts
D-C Output Current	160 milliamperes
Minimum Total Effective Plate-Supply Impedance per Plate	100 ohms

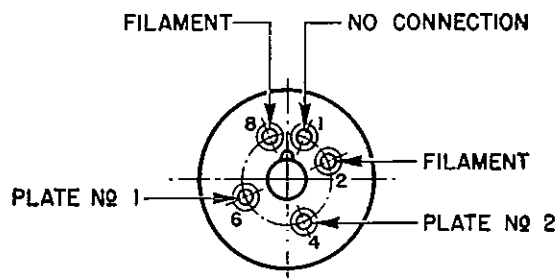
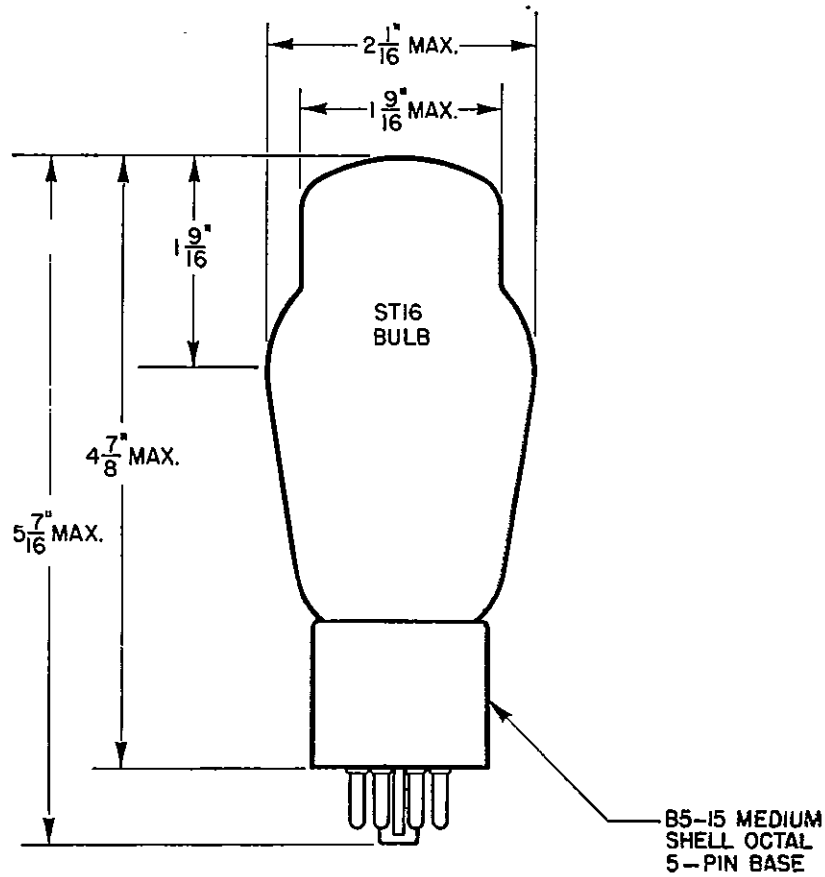
TYPICAL OPERATING CONDITIONS**With Choke-Input Filter:**

A-C Plate Voltage per Plate (RMS)	550 volts
D-C Output Current	160 milliamperes
D-C Output Voltage, Approximate, at Input to Filter	430 volts
Filter Input Choke	5 henrys

With Condenser-Input Filter:

A-C Plate Voltage per Plate (RMS)	450 volts
D-C Output Current	140 milliamperes
D-C Output Voltage, Approximate, at Input to Filter	475 volts
Total Effective Plate-Supply Impedance per Plate	180 ohms
Filter Input Condenser	4 microfarads





Western Electric

A development of Bell Telephone Laboratories, the research laboratories of the American Telephone and Telegraph Company and the Western Electric Company.